



Connector box for barcode scanner CBX500-KIT-B19-IP65

- Connect up to 32 scanners to a network with ID-Net™
- Easy scanner connection by means of clamp terminals
- Degree of protection IP65

EtherNet/IP Connector box for barcode scanner



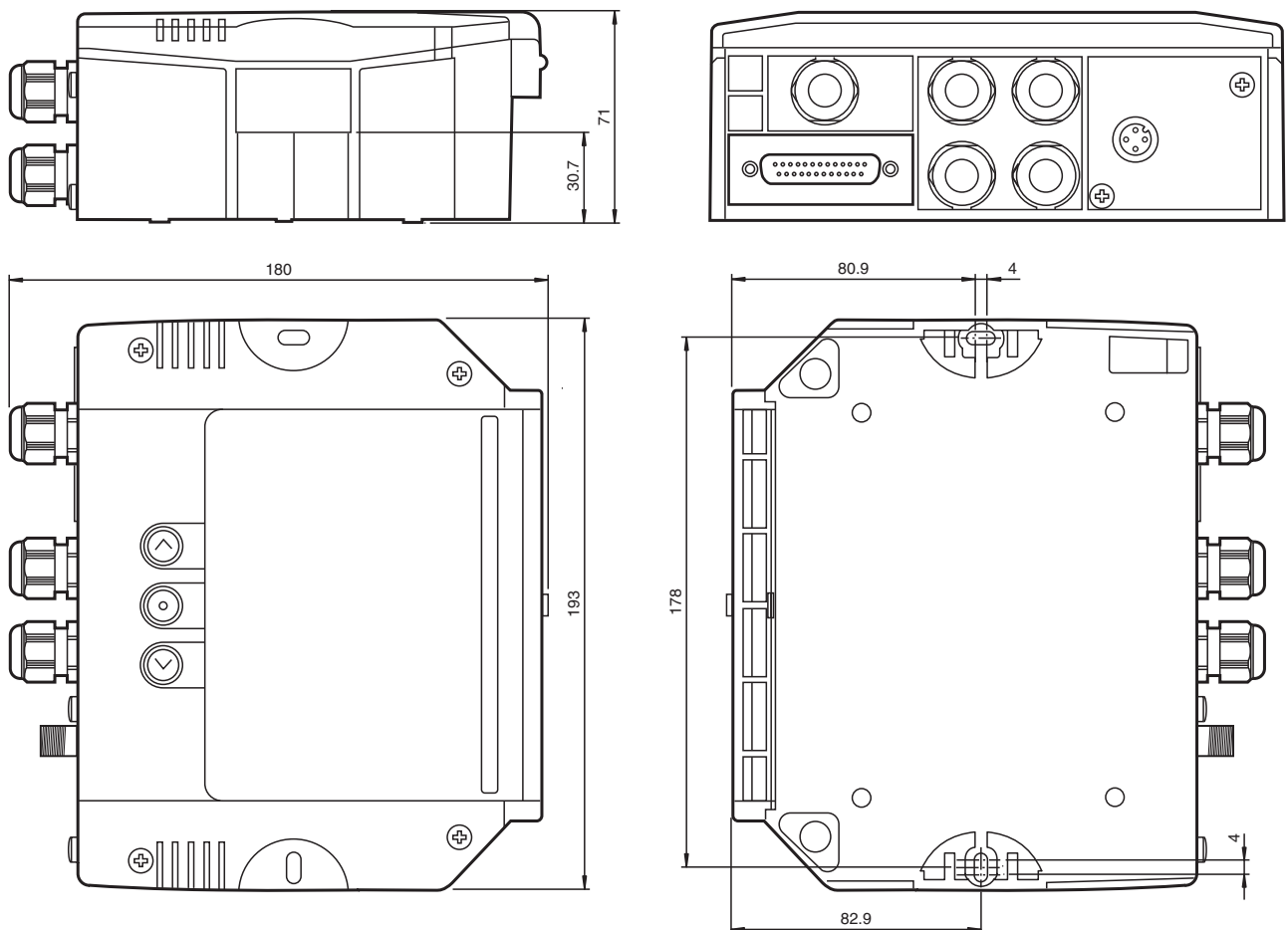
Function

Devices from the CBX* series enable barcode scanners to be connected quickly and easily. A wide variety of connections also allows other field devices to be connected.

By reducing installation time and the number of system failures when a device is replaced, your operating costs will be significantly lower. Standardized pinning of connections and simple attachment of cable ends using spring terminals ensures easy cable installation. The configuration of the connected scanner can be saved in backup modules and restored at a later date.

To facilitate installation of the device, the continuous mounting holes are easy to access and the top section of housing can be removed.

Dimensions



Release date: 2022-11-22 Date of issue: 2022-11-22 Filename: 219036_eng.pdf

Refer to "General Notes Relating to Pepperl+Fuchs Product Information".

Pepperl+Fuchs Group
www.pepperl-fuchs.com

USA: +1 330 486 0001
fa-info@us.pepperl-fuchs.com

Germany: +49 621 776 1111
fa-info@de.pepperl-fuchs.com

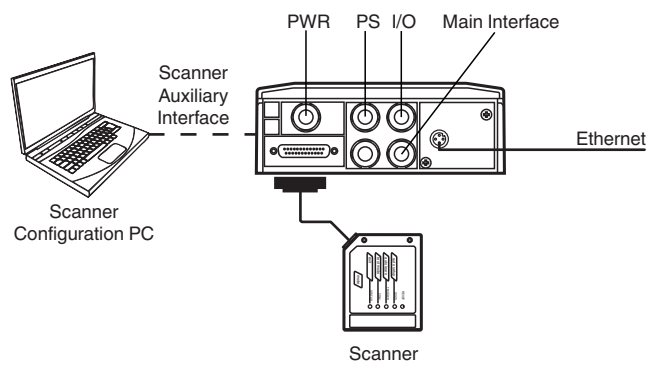
Singapore: +65 6779 9091
fa-info@sg.pepperl-fuchs.com

PEPPERL+FUCHS

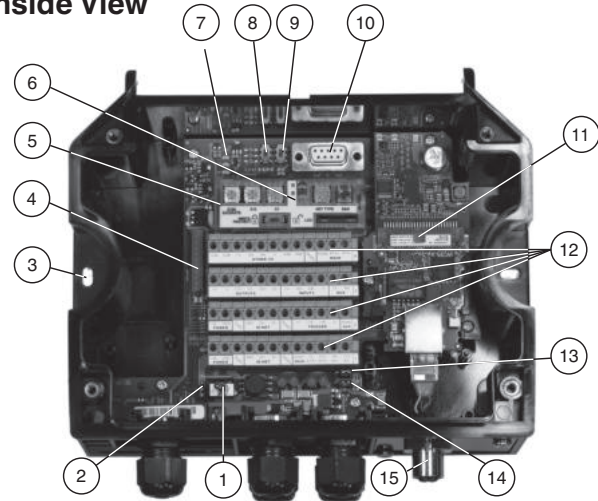
Technical Data

Indicators/operating means		
Display elements		5 LEDs (POWER, TRIGGER, IN 2, OUT 1, OUT 2)
Electrical specifications		
Operating voltage	U _B	10 ... 30 V DC PELV
Current consumption		max. 2.5 A
Power consumption	P ₀	max. 3 W
Interface		
Physical		Ethernet
Protocol		TCP/IP , EtherNet/IP
Transfer rate		100 MBit/s
Compliance with standards and directives		
Directive conformity		89/336 EWG
Standard conformity		
Noise immunity		EN 61000-6-2
Degree of protection		EN 60529
Shock and impact resistance		EN 60068-2-27
Vibration resistance		EN 60068-2-6
Ambient conditions		
Ambient temperature		0 ... 50 °C (32 ... 122 °F)
Storage temperature		-20 ... 70 °C (-4 ... 158 °F)
Relative humidity		90 % , noncondensing
Shock resistance		30G ; 11 ms ; 3 impacts on each axis
Vibration resistance		1.5 mm ; 10 ... 55 Hz ; 2 hours on each axis
Mechanical specifications		
Degree of protection		IP65
Connection		25-pin Sub-D socket for Barcode scanner , M16 cable gland for system connection (5x) , M12 x 1 socket ... , EtherNet/IP
Material		
Housing		PC (Polycarbonate)
Mass		780 g

Connection



Inside View



- | | |
|--|--|
| 1 Power switch (on/off) | 9 ID-NET Terminator Switch |
| 2 Adjustment of Chassis grounding via Jumper | 10 Serial Interface (SUB-D, 9-pin) |
| 3 Mounting Holes (2x) | 11 Ethernet printed circuit board |
| 4 Remote I/O Extension Module Connector | 12 Terminal Block |
| 5 Backup Module Scanner parameter storage memory | 13 Adjustment of Shield to Protection Earth via Jumper |
| 6 Adjustment Bus address | 14 External Power Source (on/off) |
| 7 LEDs | 15 Ethernet Connector |
| 8 RS485 Terminator Switch | |